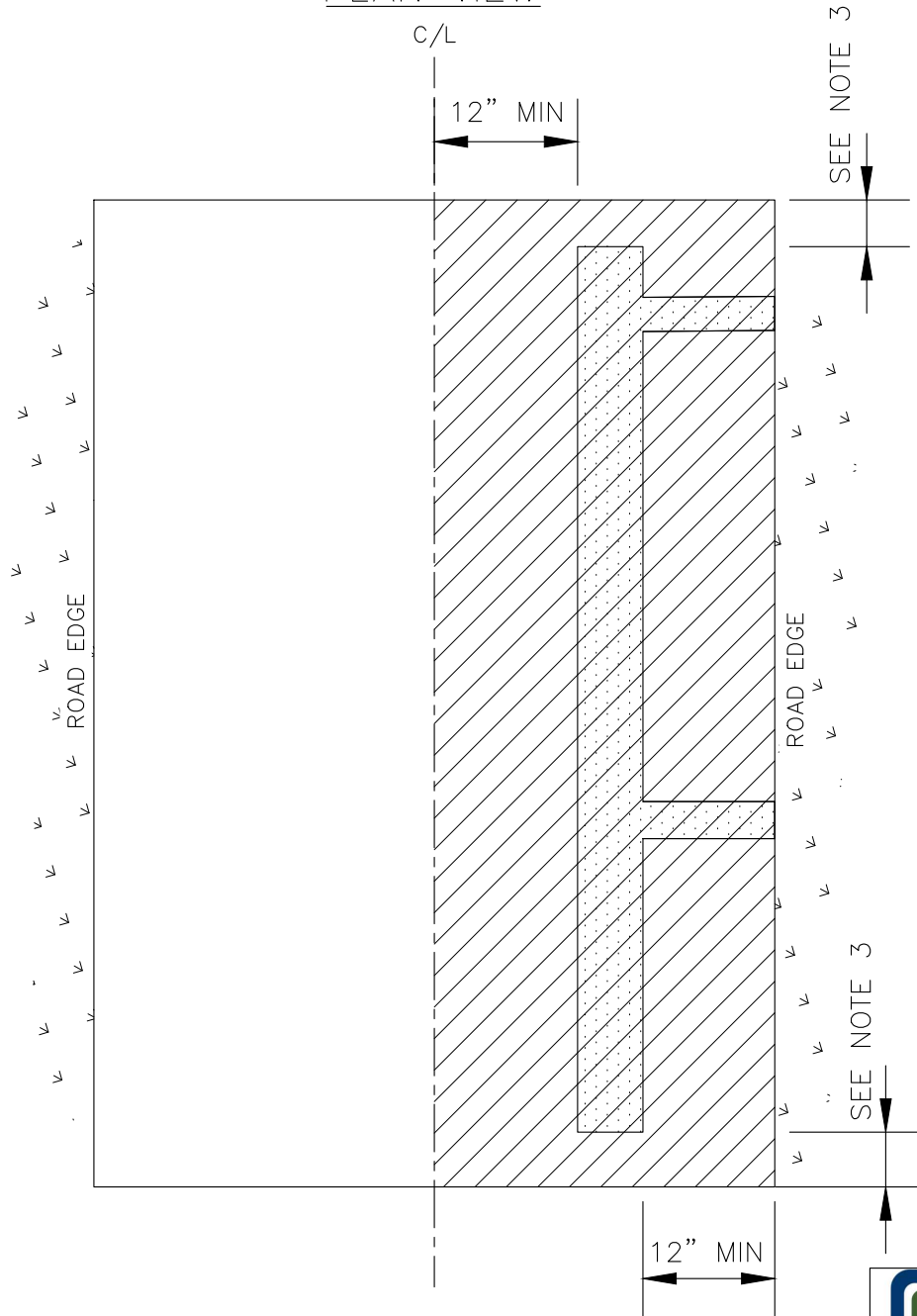
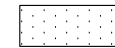


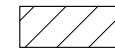
# PLAN VIEW



## DRAWING KEY



UTILITY TRENCH AREA



NEW CONTINUOUS ASPHALT SURFACE  
COURSE PER DETAILS 1-3 AND 1-4

### NOTES:

- 1.) NEW SURFACE COURSE SHALL MATCH EXISTING CROSS SLOPE
- 2.) MILLING EXISTING ASPHALT SURFACE IS REQUIRED
- 3.) NEW ASPHALT SHALL EXTEND AT LEAST 10' PAST THE LAST CUT ON BOTH ENDS OF THE PROJECT, OR TO THE CLOSEST INTERSECTION, IF THE INTERSECTION IS WITHIN 25' OF END OF THE CUT



## PAVEMENT REPAIR FOR LONG LONGITUDINAL CUTS (ONE LANE)

Rev.  
Number 1

Rev.  
Date 6/2/2025

Scale:  
NTS

Detail:  
1-7