

**POPULAR ANNUAL FINANCIAL REPORT for
THE COUNTY of GREENVILLE, SOUTH CAROLINA**



Fiscal year ended June 30, 2023



Greenville County's new 250,000 sq/ft **Administration Building** and adjacent 1050 slot parking garage will serve as the catalyst for the redevelopment of 37 acres in downtown Greenville.

**Letter to the citizens of the
County of Greenville 4**

**Greenville County
Government..... 6**

About Greenville County..... 8

**Summary of Financial
Information.....10**

Functions of Government..... 12

Letter to the Citizens


Dear Citizens,

At Greenville County we are honored to be “...at your service.” Our mission is to provide quality public service to all citizens of the County. Proper budgeting and financial management allows Greenville County to achieve and exceed this goal while being good stewards of taxpayer dollars.

Greenville County government takes great pride in our transparency and accountability. That is why I am pleased to present the Popular Annual Financial Report (PAFR). The purpose of the PAFR is to share our financial story with citizens in an easy-to-read format.

The County also prepares a Annual Comprehensive Financial Report (ACFR) which provides greater detail of the County’s finances. We invite you to visit our website www.greenvillecounty.org to view the ACFR, Operating and Capital Budget and other financial information provided to citizens of Greenville County.

Greenville County continues to meet the highest standards of financial reporting and I am honored to share this information with you – the citizens we proudly serve.



Sincerely,

A handwritten signature in black ink, appearing to read "Joe Kernell".

Joseph Kernell
Greenville County Administrator

Interesting Fact:

Greenville County Rec supports, programs, and maintains 55 local parks including three geographically diverse waterparks, a world-class aquatic center, and the Pleasant Ridge Camp and Retreat Center.



Greenville County Engineering completed five more miles of paved trails along the **Prisma Health Swamp Rabbit Trail**. The new portion runs along a major city of Greenville boulevard connecting local businesses, and creates new alternative transportation options. The SRT now totals 22 total paved miles.

Greenville County Government

Greenville County provides a full range of government services, including law enforcement, judicial system, health services, social services, emergency medical transport, infrastructure construction and maintenance, animal control, comprehensive planning, and more.

The County is committed to open, accountable government, and provides information at the highest possible level of transparency. The County's award-winning website now features easily accessible, front page "Financial Online Accountability" and "Find Your Representative" tools that enable citizens to find the most up-to-date information on who their elected leaders are and what they are doing.

To further provide citizens with accessible and convenient means of communication, Greenville County provides up-to-date information and opportunity for an open community forum through various social media platforms. Messages shared through County social media platforms are able to reach more than 96,000 community members each day.



@Greenville County, SC



@GvlCounty



@GreenvilleCounty



@GreenvilleCountySC

www.GreenvilleCounty.org



Animal Control
(864) 467-7595

Business Registration
(864) 467-7300

Clerk of Court
(864) 467-8551

Detention Center
(864) 467-2330

Economic Development
(864) 235-2008

EMS
(864) 467-7005

Engineering
(864) 467-7016

Homestead Exemption
(864) 467-7300

Hospitality Tax Payments
(864) 467-7567

Human Relations
(864) 467-7095

Legal Residence Est.
(864) 467-7300

Mobile Home Permits
(864) 467-7300

Parks, Recreation & Tourism
(864) 288-6470

Permits
(864) 467-7060

Planning & Code Enforcement
(864) 467-7090

Probate Court
(864) 467-7170

Procurement
(864) 467-7200

Property Tax Payments
(864) 467-7050

Real Property Values
(864) 467-7300

Redevelopment Authority
(864) 242-9801

Register of Deeds
(864) 467-7240

Sheriff
(864) 467-5100

Recycling
(864) 243-9672

Veteran's Affairs
(864) 467-7230

Voter Registration
(864) 467-7250

Greenville County Council

The 12-member, single district, Greenville County Council is the legislative and policy making body for the government. They appoint the county administrator, who is responsible for executing day-to-day operations.

(864) 467-7115

The **Furman University basketball team** visited Greenville County Council Chambers to be honored for their historic season.

The team and coaching staff were presented a Proclamation acknowledging their SoCon Tournament Championship, NCAA Tournament win, and national notoriety brought to Greenville County through the class and poise they displayed while winning a record 28 games this season.




About Greenville County

Greenville County, South Carolina is a world-class business community that is the economic engine of South Carolina. The County is home to more than 43 Fortune 500 companies, 660 national and international manufacturers, and 155 large and small business headquarters. It is the state's most populous county and boasts a record low unemployment rate of 2.5%.



Framed to the north by the scenic beauty of the rolling foothills of the Blue Ridge Mountains, the County is home to diverse communities rich in history, character, and infectious southern charm. At the center of it all is the thriving metropolitan area of award-winning downtown Greenville, which consistently ranks as a "Top 10 mid-sized City in the USA."

A welcoming place with award winning schools, outstanding health care options, and diverse cultural and entertainment options, Greenville County has created an unrivaled quality of life.



The GADC, the County's economic development corporation, provides comprehensive resources and supports key initiatives to further the area's economic growth. Their business consulting services, strategic research tools and legislative education programs secured 22 new or expanded business projects in 2022 alone, creating more than 2,300 jobs with \$470 million in capital investment.



Companies that Employ 500+ in Greenville County

Michelin North America
Headquarters and R&D

GE Power
Turbines

Fluor Corp
Engineering

SYNNEX Corp
Technology Solutions

TD Bank
Financial

Verizon Wireless
Telecommunication

Bosch Rexroth
Motors

Lockheed Martin
Aircraft

House of Raeford
Poultry Processing

Facts and Figures

Labor Force

Total Workforce:
261,122



Professional Business Services
20.8%



Trades & Utilities
18.9%



Education & Health Care
12.9%



Government
12.3%

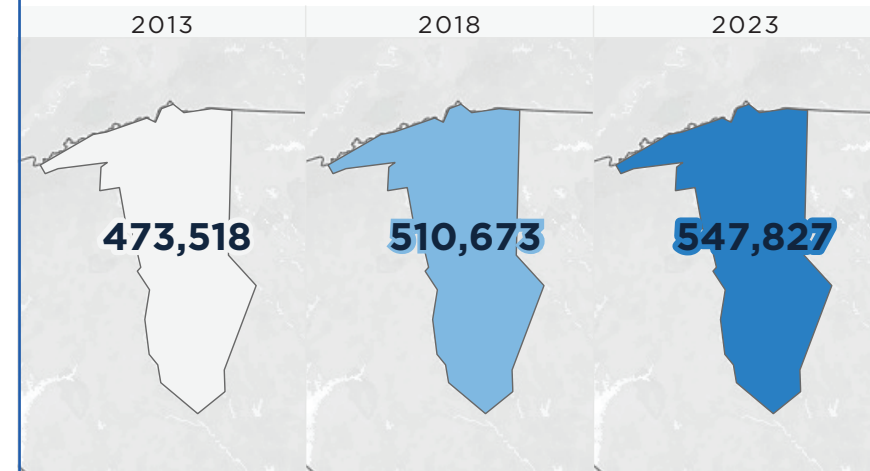


Manufacturing
10.8%



Leisure & Hospitality
9.4%

Greenville County | TOTAL POPULATION



POPULATION GROWTH

2015	2.0%
2016	1.7%
2017	1.6%
2018	1.6%
2019	1.8%
2020	0.4%
2021	1.4%
2022	2.5%

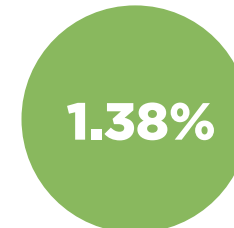
Population estimates for the two most recent years are based on historical data. Other years' are revised estimates provided by the U.S Department of Commerce, Bureau of Economic Analysis.

2022-2023

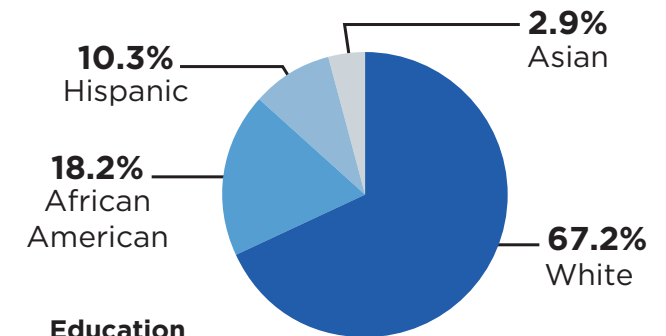
Total Population



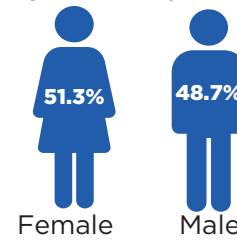
Growth Rate



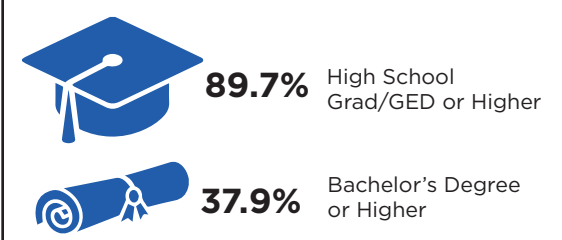
Population by Race & Origin



Population by Gender



Education



40.5 Median Age

39.5% of the population is of prime working age

Median Household Income
\$65,513
(average per person)

2023 | Greenville County
Housing Units
239,933

2023 | Greenville County
Median Home Value
\$212,300

Owner Occupied Housing
68.8%

Median Gross Rent
\$1,011

Summary of Financial Information

The County's Annual Comprehensive Financial Report (ACFR) is presented in accordance with generally accepted accounting principles (GAAP). The presentation of this report differs from GAAP because the data presented is only for the primary government which includes all Greenville County governmental functions. The Greenville County Redevelopment Authority, the GADC and the Greenville County Library System are excluded.

Governmental activities of Greenville County include the general government, public safety, highways and streets, economic development, judicial services, health and welfare, and culture and recreation. Governmental activities generally are financed through taxes and intergovernmental revenues.

Business-type activities include solid waste disposal, storm water quality and control, and the parking facility. These activities are intended to recover all or a significant portion of their costs through user fees and charges.

Balance Sheet

More formally referred to as the Statement of Net Position, the balance sheet reflects Greenville County's strong financial position. The consumption or acquisition of net assets that applies to a future reporting period are called deferred outflows of resources and deferred inflows of resources, respectively.

ASSETS	Governmental Activities		Business-type Activities	
	2023	2022	2023	2022
Current and other assets	\$ 229,841,394	\$ 324,099,695	\$ 7,381,758	\$ 10,155,498
Capital assets	757,296,257	697,434,946	26,744,905	26,433,383
Deferred outflows - unamortized amount on refundings	3,586,412	4,267,016	-	-
Deferred outflows - pensions	120,798,261	43,946,474	3,260,815	1,047,066
Deferred outflows - OPEB	19,372,919	22,908,873	-	-
Total assets and deferred outflows of resources	1,130,895,243	1,092,657,004	37,387,478	37,635,947
LIABILITIES				
Long-term liabilities	643,642,155	501,205,146	39,336,425	30,696,051
Other liabilities	112,070,546	168,182,470	1,584,966	1,222,618
Deferred inflows - pensions	27,522,607	68,419,459	809,109	1,943,142
Deferred inflows - OPEB	22,862,600	585,298	-	-
Deferred inflows - lease receipts	92,050	105,467	-	-
Total liabilities and deferred inflows of resources	806,189,958	738,497,840	41,730,500	33,861,811
Total net position	\$ 324,705,285	\$ 354,159,164	\$ (4,343,022)	\$ 3,774,136

Explanations of Major Fluctuations

The decrease in net position for the governmental activities is mainly due to project fund drawdowns supporting construction and renovation. These projects included the new County administration building, various County offices and court facilities. The decrease in business-type activities net position is primarily due to increases in the landfill closure/post-closure liability and net pension liability.



Greenville County believes that the County workforce should be a reflection of the citizens they serve. To maintain the highest level of professionalism and improve retention, the **County HR Department** offers staff in-house **Management Training and Leadership Development Classes.**



Functions of Government

Continued from page 10:
Explanations of Major Fluctuations

Income Statement

The County's income statement, referred to as the Statement of Activities, reports all financial activity during the fiscal year.

Last Five Fiscal Years

	2019	2020	2021	2022	2023
EXPENSES					
Governmental Activities					
Administrative Services	3,144,199	4,840,004	40,490,550	43,210,077	75,015,511
General Services	26,192,074	38,075,145	121,315,502	46,040,670	59,049,470
Emergency Medical Services	21,202,957	17,617,685	14,122,784	27,110,083	30,503,704
Community Development & Planning	46,222,508	47,599,076	47,243,420	59,412,279	53,994,581
Parks, Recreation & Tourism	18,704,773	17,275,931	17,073,829	18,134,456	19,599,931
Public Safety	44,499,954	53,273,936	56,967,305	62,061,369	66,466,772
Judicial Services	27,529,074	28,235,115	30,490,630	30,832,415	33,531,782
Fiscal Services	3,185,587	3,219,279	3,302,053	3,536,089	3,894,491
Law Enforcement Services	55,897,120	62,937,788	65,933,303	73,635,146	88,184,759
Boards, Commissions & Others	13,477,838	15,065,851	15,529,237	18,886,383	18,673,892
Interest and Fiscal Charges	3,851,810	4,782,558	4,736,517	7,521,601	6,696,840
Total Governmental Activities	263,907,894	292,922,368	417,205,130	390,380,568	455,611,733
Business-Type Activities					
Solid Waste	10,478,925	29,988,848	15,545,530	11,520,420	21,676,818
Stormwater	8,681,964	7,137,044	7,378,141	6,432,191	7,652,304
Parking Garage	48,866	54,388	52,243	96,162	60,515
Total Business-Type Activities	19,209,755	37,180,280	22,975,914	18,048,773	29,389,637
Total Primary Government Expenses	283,117,649	330,102,648	440,181,044	408,429,341	485,001,370
PROGRAM REVENUES					
Governmental Activities					
General Government	5,471,605	7,502,468	7,124,192	7,573,809	7,406,735
Other Activities	56,074,832	55,615,356	60,646,317	57,587,404	56,754,319
Operating Grants & Contributions	23,604,846	32,079,298	110,906,099	84,436,501	76,563,129
Capital Grants & Contributions	10,903,981	19,116,600	13,750,575	16,346,859	12,235,511
Total Govt. Activities Program Revenues	96,055,264	114,313,722	192,427,183	165,944,573	152,959,694
Business-Type Activities					
Solid Waste	6,900,795	7,067,907	7,095,203	6,826,225	8,153,120
Stormwater	7,850,803	7,815,509	8,242,901	8,185,016	8,185,588
Parking Garage	40,029	42,214	-	659	15,445
Total Business-Type Activities Program Revenues	14,791,627	14,925,630	15,338,104	15,011,900	16,354,153
Total Primary Govt. Program Revenues	110,846,891	129,239,352	207,765,287	180,956,473	169,313,847
NET (EXPENSE)/REVENUE					
Governmental Activities	(167,852,630)	(178,608,646)	(224,777,947)	(224,435,995)	(302,652,039)
Business-Type Activities	(4,418,128)	(22,254,650)	(7,637,810)	(3,036,873)	(13,035,484)
Total Primary Govt. Net Expenses	(172,270,758)	(200,863,296)	(232,415,757)	(227,472,868)	(315,687,523)

The increase in expenses for governmental activities is due to an increase in public safety and law enforcement salary, wages and corresponding benefits. Program revenues decreased due to a decline in operating grants and contributions in federal funding for pandemic relief. The reimbursement of Halton Road renovation expense received in FY22 resulted in a marked decline in other revenue for FY23. The increase in expenses for the business-type activities is primarily due to an increase in the estimated liability for landfill cell closure in the solid waste division.

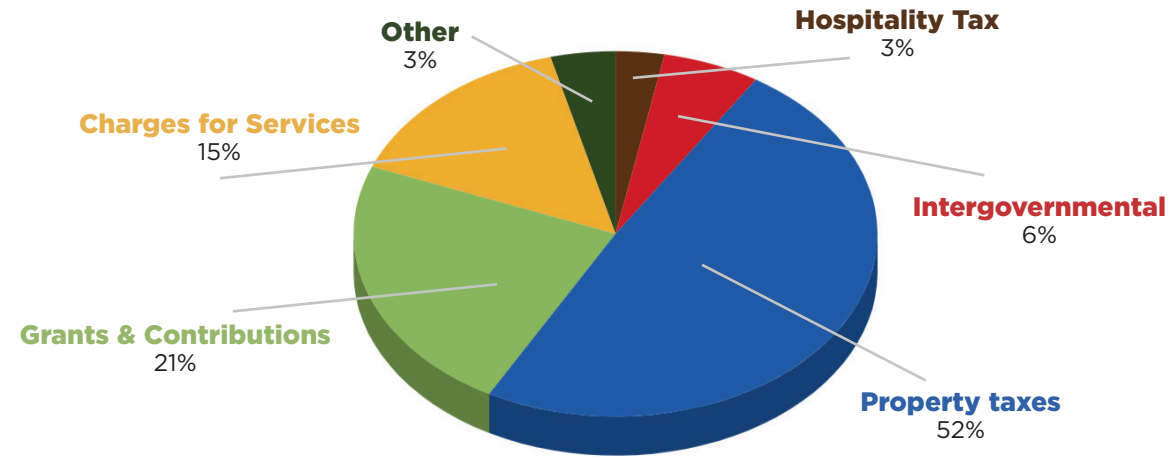


Greenville County hosted the **South Carolina Law Enforcement Division Upstate Regional Response Teams Evaluation** with participation from Greenville and Anderson County SWAT, BOMB and WMD HAZMAT teams, Spartanburg RMAT (Regional Medical Assistance Team), South Carolina Task Force 6, and Upstate IMT (Incident Management Team).

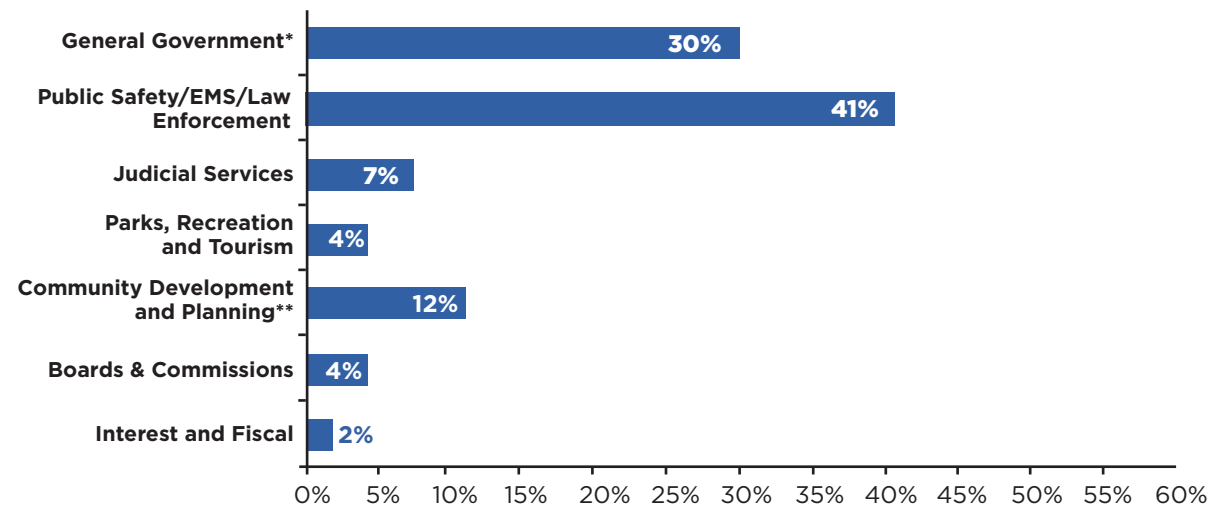
Functions of Government

continued

Revenue Sources – Governmental Activities



Expenses – Governmental Activities



*Includes expenses for additional entities such as Library, Art Museum, Fire Service Areas and expenses related to pandemic relief

**Includes Roads/Bridges, Code Enforcement, Animal Shelter, Solid Waste, and Planning.

AAA Bond Rated

For the twenty-third onsecutive year, Greenville County has had its prestigious AAA bond rating reaffirmed by all three rating agencies. The ratings confirm that the County's bonds are of the highest credit quality, provide financial security and translate into substantial savings for tax payers.

Health Care Access for ALL

Thanks to a major investment from Greenville County, Prisma Health was able to re-open their North Greenville Emergency Department ensuring that residents and visitors have 24/7 access to quality care.



Litter Ends Here Greenville County offers citizens multiple ways to get involved and be part of the roadside litter solution. Citizens can adopt roads, host clean-ups, use the app to report litter, and become ambassadors to **Keep Greenville County Beautiful.**



Financial Operations Division

*301 University Ridge, N-2400
Greenville, South Carolina 29601
Phone: (864) 467-7020*