
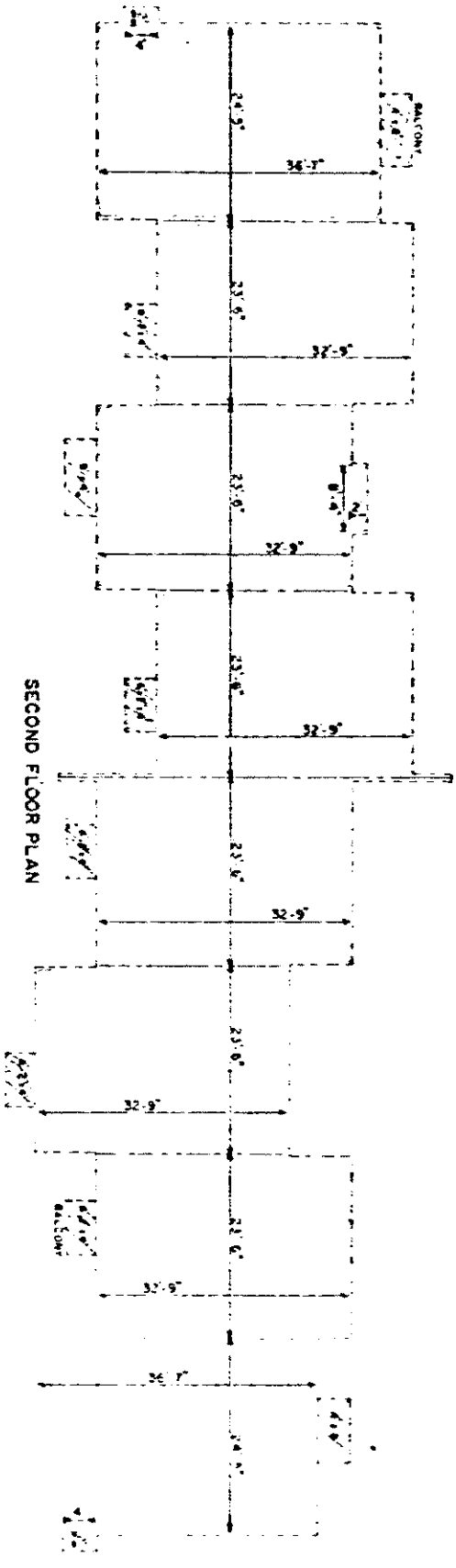


0569

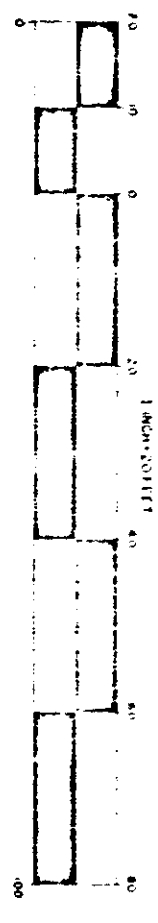
CERTIFICATE

I HEREBY CERTIFY THAT THE FLOOR PLANS SHOWN ON THIS DRAWING SHOW THE DIMENSIONS, AREA AND LOCATION OF EACH APARTMENT AND COMMON ELEMENTS AS ARE MORE FULLY SHOWN ON THE FLOOR PLAN OF TRENTWOOD HORIZONTAL PROPERTY REGIME, FURNISHED BY SAID APPLICANT AND APPROVED, CALLED, DATED February 14, 1986 BY John W. Kelleher AS Surveyor OF Deer Park, 6500 Deer Park Road, Deer Park, 6500 Deer Park Road WITH NUMBER 9037

- LEGEND**
- COMMON ELEMENT
 - BOUNDARY BETWEEN ADJACENT RESIDENCES
 - BOUNDARY OF RESIDENCE
 - LIMITED COMMON ELEMENT



TRENTWOOD
HORIZONTAL PROPERTY REGIME
FLOOR PLANS



AREA PER RESIDENCE (square feet)

NO.	FIRST FLOOR	SECOND FLOOR	TOTAL
1	748' 11"	748' 11"	1496' 22"
2	748' 11"	748' 11"	1496' 22"
3	748' 11"	748' 11"	1496' 22"
4	748' 11"	748' 11"	1496' 22"
5	748' 11"	748' 11"	1496' 22"
6	748' 11"	748' 11"	1496' 22"
7	748' 11"	748' 11"	1496' 22"
8	748' 11"	748' 11"	1496' 22"
9	748' 11"	748' 11"	1496' 22"
10	748' 11"	748' 11"	1496' 22"
11	748' 11"	748' 11"	1496' 22"
12	748' 11"	748' 11"	1496' 22"
13	748' 11"	748' 11"	1496' 22"
14	748' 11"	748' 11"	1496' 22"
15	748' 11"	748' 11"	1496' 22"
16	748' 11"	748' 11"	1496' 22"
17	748' 11"	748' 11"	1496' 22"
18	748' 11"	748' 11"	1496' 22"
19	748' 11"	748' 11"	1496' 22"
20	748' 11"	748' 11"	1496' 22"
21	748' 11"	748' 11"	1496' 22"
22	748' 11"	748' 11"	1496' 22"
23	748' 11"	748' 11"	1496' 22"
24	748' 11"	748' 11"	1496' 22"
25	748' 11"	748' 11"	1496' 22"
26	748' 11"	748' 11"	1496' 22"
27	748' 11"	748' 11"	1496' 22"
28	748' 11"	748' 11"	1496' 22"
29	748' 11"	748' 11"	1496' 22"
30	748' 11"	748' 11"	1496' 22"
31	748' 11"	748' 11"	1496' 22"
32	748' 11"	748' 11"	1496' 22"
33	748' 11"	748' 11"	1496' 22"
34	748' 11"	748' 11"	1496' 22"
35	748' 11"	748' 11"	1496' 22"
36	748' 11"	748' 11"	1496' 22"
37	748' 11"	748' 11"	1496' 22"
38	748' 11"	748' 11"	1496' 22"
39	748' 11"	748' 11"	1496' 22"
40	748' 11"	748' 11"	1496' 22"
41	748' 11"	748' 11"	1496' 22"
42	748' 11"	748' 11"	1496' 22"
43	748' 11"	748' 11"	1496' 22"
44	748' 11"	748' 11"	1496' 22"
45	748' 11"	748' 11"	1496' 22"
46	748' 11"	748' 11"	1496' 22"
47	748' 11"	748' 11"	1496' 22"
48	748' 11"	748' 11"	1496' 22"
49	748' 11"	748' 11"	1496' 22"
50	748' 11"	748' 11"	1496' 22"
51	748' 11"	748' 11"	1496' 22"
52	748' 11"	748' 11"	1496' 22"
53	748' 11"	748' 11"	1496' 22"
54	748' 11"	748' 11"	1496' 22"
55	748' 11"	748' 11"	1496' 22"
56	748' 11"	748' 11"	1496' 22"
57	748' 11"	748' 11"	1496' 22"
58	748' 11"	748' 11"	1496' 22"
59	748' 11"	748' 11"	1496' 22"
60	748' 11"	748' 11"	1496' 22"
61	748' 11"	748' 11"	1496' 22"
62	748' 11"	748' 11"	1496' 22"
63	748' 11"	748' 11"	1496' 22"
64	748' 11"	748' 11"	1496' 22"
65	748' 11"	748' 11"	1496' 22"
66	748' 11"	748' 11"	1496' 22"
67	748' 11"	748' 11"	1496' 22"
68	748' 11"	748' 11"	1496' 22"
69	748' 11"	748' 11"	1496' 22"
70	748' 11"	748' 11"	1496' 22"
71	748' 11"	748' 11"	1496' 22"
72	748' 11"	748' 11"	1496' 22"
73	748' 11"	748' 11"	1496' 22"
74	748' 11"	748' 11"	1496' 22"
75	748' 11"	748' 11"	1496' 22"
76	748' 11"	748' 11"	1496' 22"
77	748' 11"	748' 11"	1496' 22"
78	748' 11"	748' 11"	1496' 22"
79	748' 11"	748' 11"	1496' 22"
80	748' 11"	748' 11"	1496' 22"
81	748' 11"	748' 11"	1496' 22"
82	748' 11"	748' 11"	1496' 22"
83	748' 11"	748' 11"	1496' 22"
84	748' 11"	748' 11"	1496' 22"
85	748' 11"	748' 11"	1496' 22"
86	748' 11"	748' 11"	1496' 22"
87	748' 11"	748' 11"	1496' 22"
88	748' 11"	748' 11"	1496' 22"
89	748' 11"	748' 11"	1496' 22"
90	748' 11"	748' 11"	1496' 22"
91	748' 11"	748' 11"	1496' 22"
92	748' 11"	748' 11"	1496' 22"
93	748' 11"	748' 11"	1496' 22"
94	748' 11"	748' 11"	1496' 22"
95	748' 11"	748' 11"	1496' 22"
96	748' 11"	748' 11"	1496' 22"
97	748' 11"	748' 11"	1496' 22"
98	748' 11"	748' 11"	1496' 22"
99	748' 11"	748' 11"	1496' 22"
100	748' 11"	748' 11"	1496' 22"

- NOTES**
1. Floor plan dimensions are given in feet and inches.
 2. Floor plan dimensions are given in feet and inches.
 3. Area and perimeter are given in square feet.