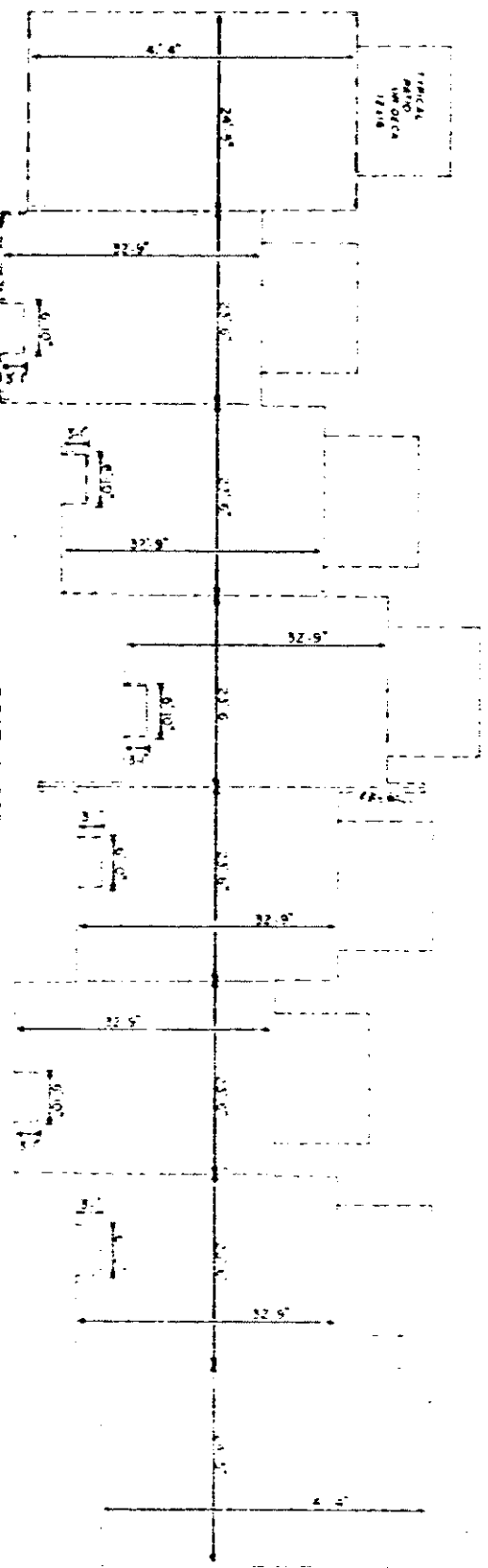
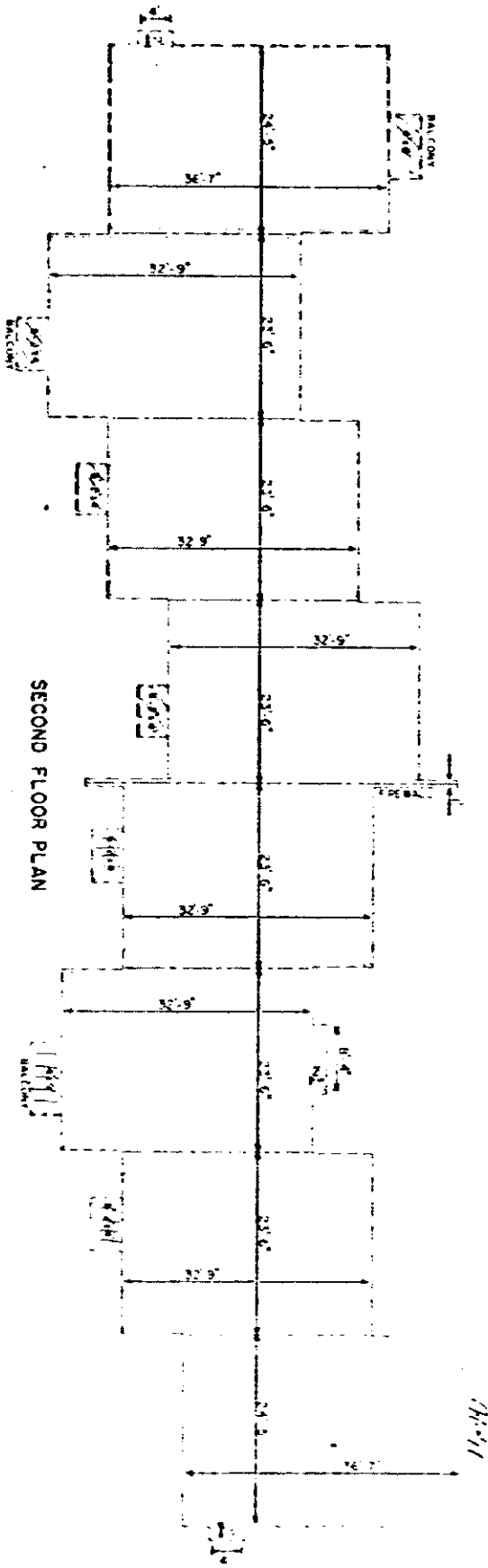



**CERTIFICATE**

I HEREBY CERTIFY THAT THE FLOOR PLANS SHOWN ON THIS DRAWING SHOW THE DATA, SURVEY AREA, AND LOCATION OF EACH APARTMENT AND COMMON ELEMENTS AS ARE MORE FULLY SHOWN ON THE PLOT PLAN OF TRINWOOD HORIZONTAL PROPERTY REGIME PREPARED BY EMARIGHT ASSOCIATES, GREENVILLE, SC DATED 10/24/2011 BY *John M. Gribble, Designer, License No. 6057*

**LEGEND**  
 - COMMON ELEMENT  
 - BOUNDARY BETWEEN ADJACENT RESIDENCES  
 - BOUNDARY OF RESIDENCE  
 - LIMITED COMMON ELEMENT



**— TRENTWOOD —  
 HORIZONTAL PROPERTY REGIME  
 FLOOR PLANS**



49 51 53 55 57 59 61 63

**AREA PER RESIDENCE (square feet)**

| UNIT NO. | APARTMENT NO. | APARTMENT AREA | COMMON ELEMENT AREA | TOTAL AREA |
|----------|---------------|----------------|---------------------|------------|
| 49       | 748D01        | 1,000          | 100                 | 1,100      |
| 51       | 748D02        | 1,000          | 100                 | 1,100      |
| 53       | 748D03        | 1,000          | 100                 | 1,100      |
| 55       | 748D04        | 1,000          | 100                 | 1,100      |
| 57       | 748D05        | 1,000          | 100                 | 1,100      |
| 59       | 748D06        | 1,000          | 100                 | 1,100      |
| 61       | 748D07        | 1,000          | 100                 | 1,100      |
| 63       | 748D08        | 1,000          | 100                 | 1,100      |

**NOTES**  
 1. All common areas are shown in dashed lines.  
 2. First floor dimensions are shown in feet and inches.  
 3. All dimensions are to the center of the wall unless otherwise noted.  
 4. All dimensions are to the center of the wall unless otherwise noted.  
 5. All dimensions are to the center of the wall unless otherwise noted.  
 6. All dimensions are to the center of the wall unless otherwise noted.  
 7. All dimensions are to the center of the wall unless otherwise noted.  
 8. All dimensions are to the center of the wall unless otherwise noted.  
 9. All dimensions are to the center of the wall unless otherwise noted.  
 10. All dimensions are to the center of the wall unless otherwise noted.