

# Slater-Marietta Survey Results

---

GREENVILLE COUNTY LONG RANGE PLANNING



# Survey Statistics

---

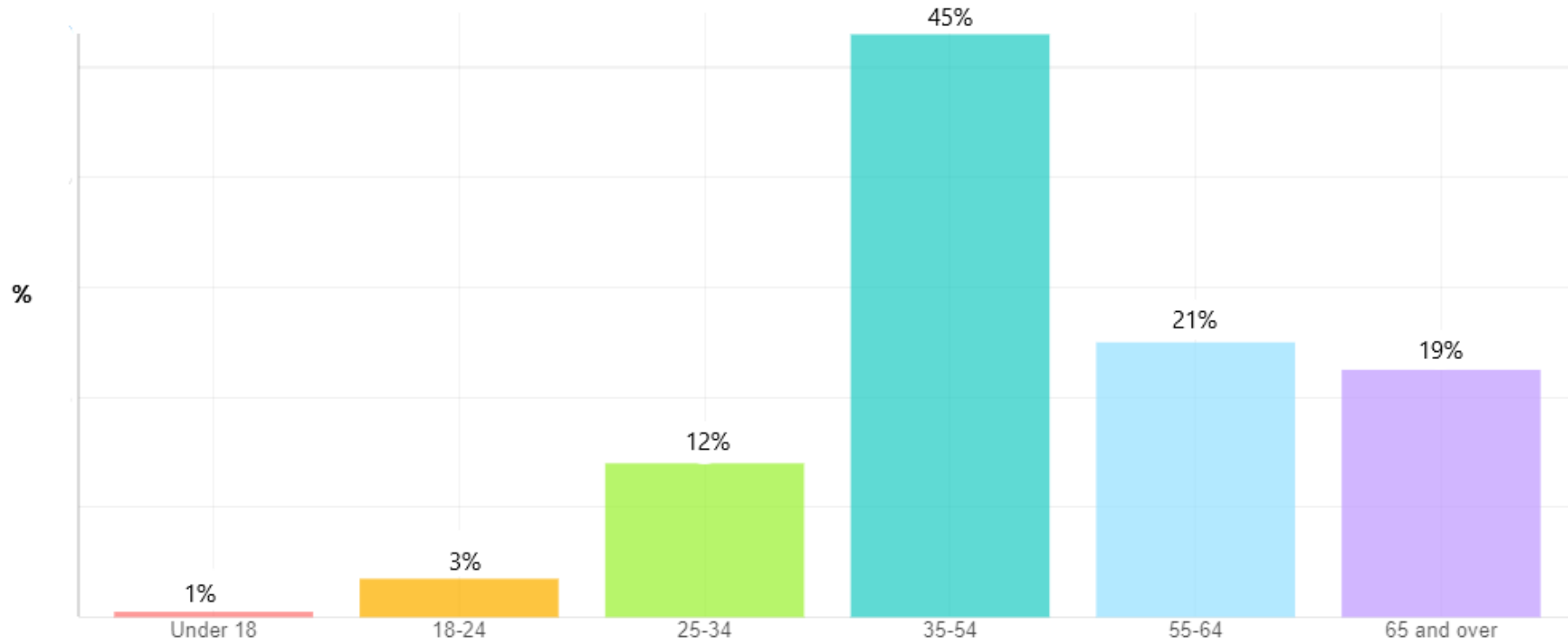
- The survey was open on the Survey Legend website from May 6 through June 14, 2022
- Paper surveys were made available to those not online
- 1000 postcards with the survey link were sent to a random sample of residents within the Slater-Marietta Fire District
- 238 responses were received, including 13 paper responses
- Survey results were anonymous
- 114 respondents submitted contact information

# Survey Responses

---



What is your age?



Q1

Answered: 237 | Skipped: 2

Q1

Q2

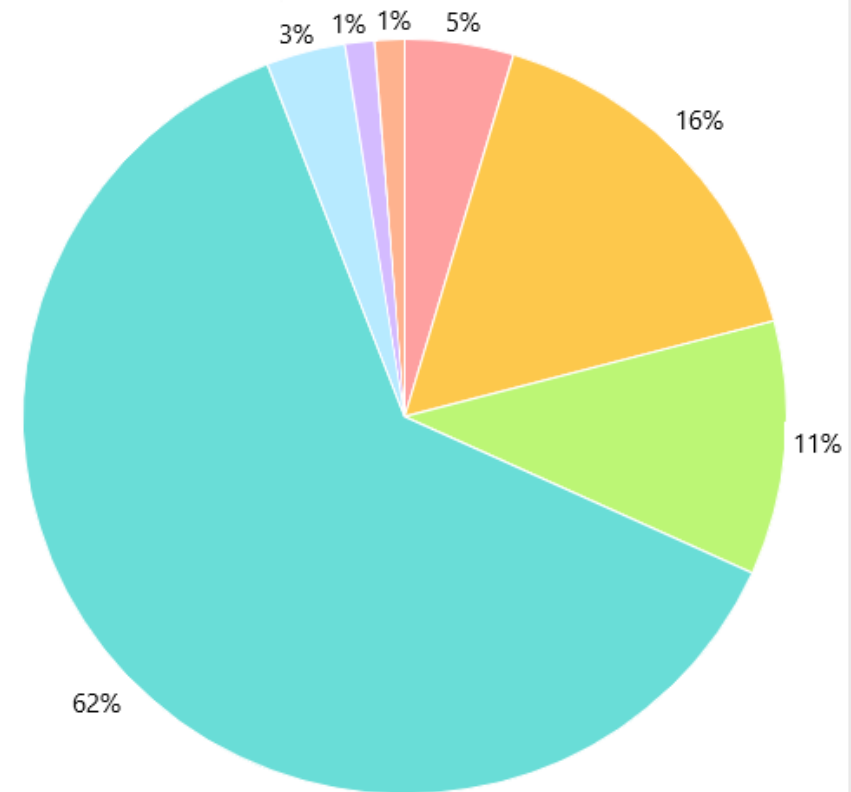


How long have you lived in the Slater-Marietta area?

Answer

Count

<span style="color: red;">●</span> Less than one year	11
<span style="color: orange;">●</span> One to five years	39
<span style="color: green;">●</span> Six to ten years	26
<span style="color: teal;">●</span> More than ten years	149
<span style="color: lightblue;">●</span> I work in the area, but don't live there.	8
<span style="color: purple;">●</span> I have historic ties to the area, but no longer live or work here	3
<span style="color: brown;">●</span> I have never lived or worked in Slater-Marietta	3



Answered: 239 | Skipped: 1

Q 2



If less than ten years, from where did you move?

Answer

Count

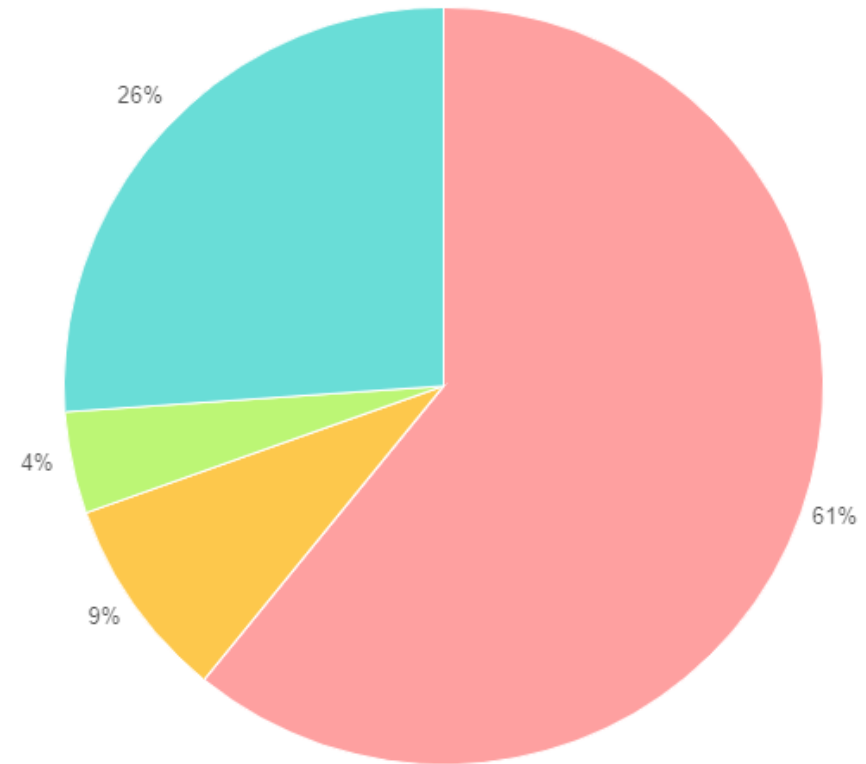
- Somewhere else in Greenville County
- Somewhere outside Greenville County, but in the Upstate
- Somewhere outside the Upstate, but in South Carolina
- Somewhere outside South Carolina

56

8

4

24



Q3

Answered: 92 | Skipped: 3

Q 3



What motivated you to locate your home or business in Slater-Marietta?

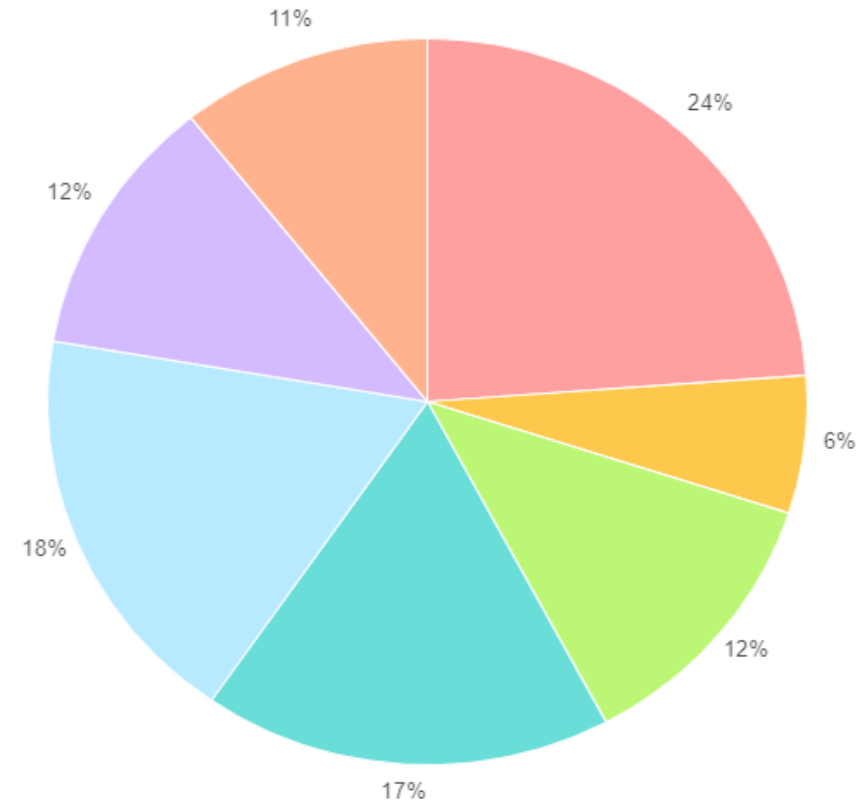
(select all that apply)

Answer

Count

- Personal connection to the community
- Job or employment opportunity
- Regional location
- Proximity to scenic attributes or recreational opportunities
- Affordability
- Housing availability
- Other

78  
20  
40  
57  
59  
38  
35



Answered: 200 | Skipped: 9

Q 4

Q4



Have you attended a Slater-Marietta Community Association meeting, or a Neighborhood Watch meeting?

Answer

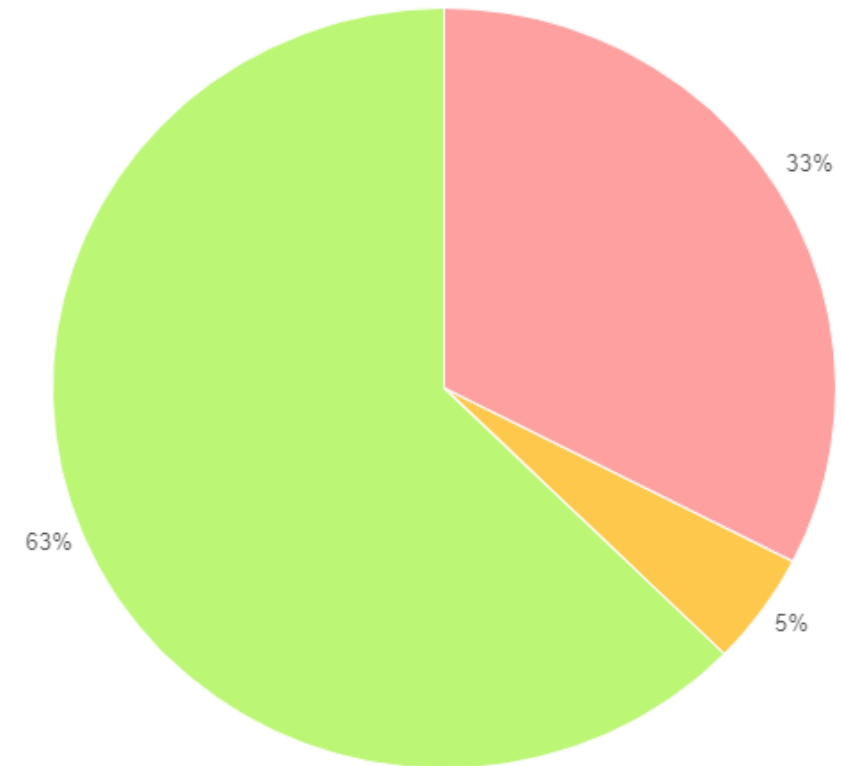
Count

- Yes, I've been to one or two meetings
- Yes, I regularly attend and/or have contributed money
- No, I haven't attended any meetings

68

10

131



Q5

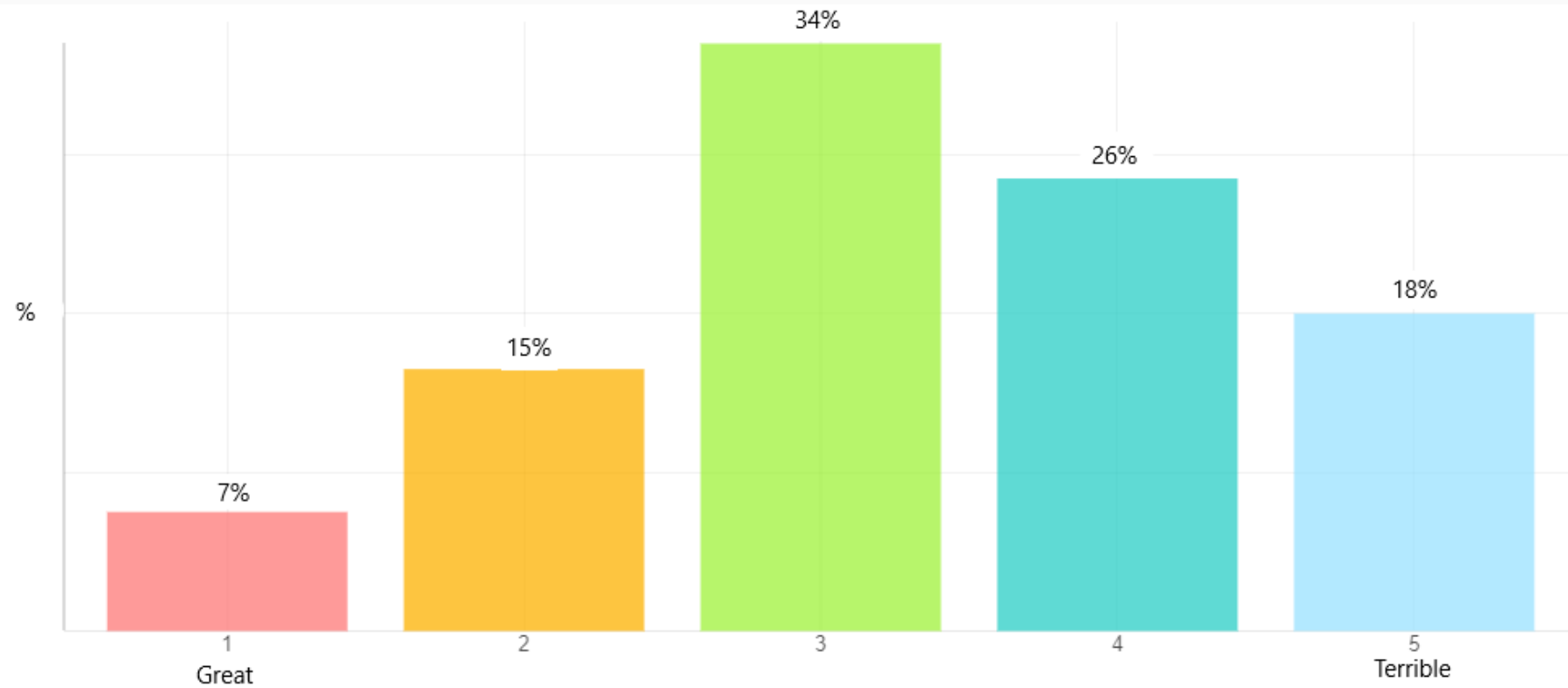
Answered: 209 | Skipped: 1

Q 5





On a scale of 1-5, what is your overall satisfaction with Slater-Marietta today?



Q6

Answered: 219 | Skipped: 2

Q 6



How does the future look for this area? Is it likely to...

Answer

Count

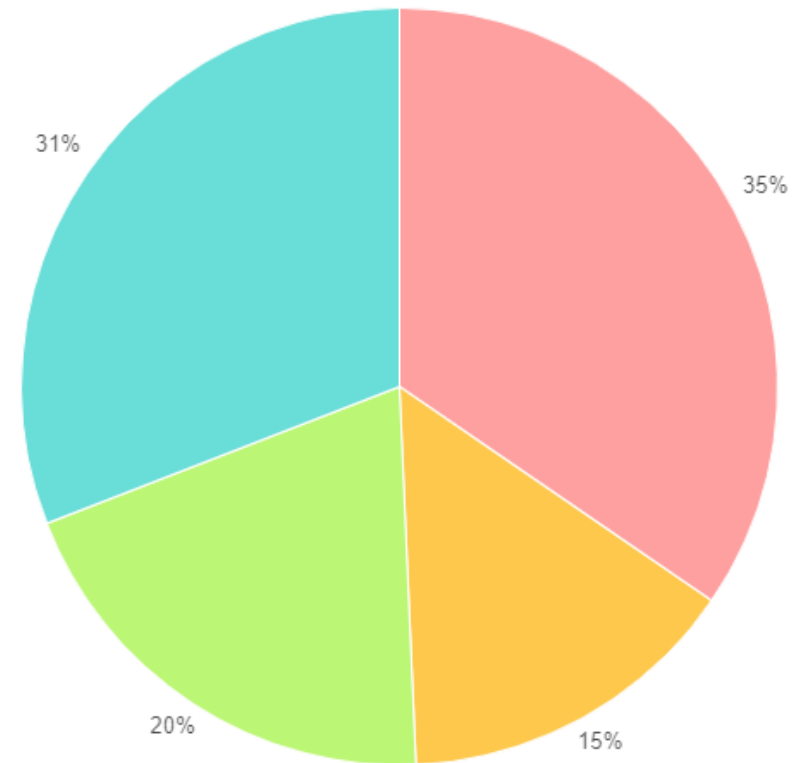
- Get better
- Get worse
- Stay the same; neither better nor worse
- I can't predict this

75

32

43

67



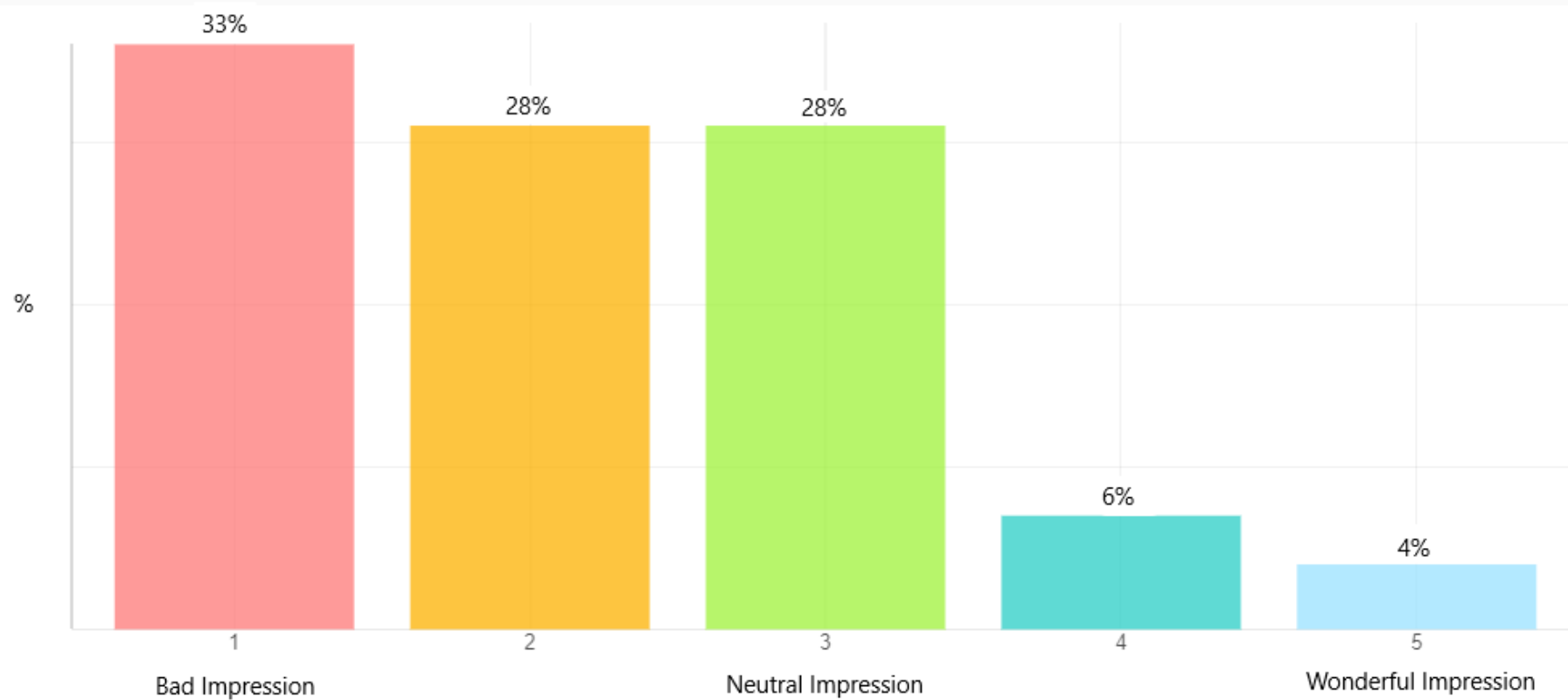
Q7

Answered: 217 | Skipped: 1

Q7



One a scale of 1-5, what impression do you feel others, not from here, have of Slater-Marietta?



Q8

Answered: 218 | Skipped: 2

Q 8



On a scale of one (bad) to five (excellent) how do each of the following affect the quality of life for Slater-Marietta residents?

	1 Star (bad)	2 Star	3 Star	4 Star	5 Star (excellent)
Housing availability	15%	20%	41%	13%	11%
Housing costs	7%	12%	41%	24%	16%
Housing options	18%	27%	35%	10%	10%
Quality of schools	11%	15%	32%	20%	22%
Availability of shopping / restaurants	46%	24%	15%	5%	10%
Job opportunities	44%	27%	18%	4%	7%
Business environment	38%	25%	24%	6%	8%
Arts and culture	53%	22%	16%	3%	6%
Churches	5%	6%	32%	26%	31%
Friendliness of community residents	4%	9%	21%	34%	32%
Environmental features	12%	16%	31%	21%	21%
Parks and recreation programs and facilities	14%	23%	31%	17%	15%

Q9



On a scale of one (bad) to five (excellent) how do each of the following affect the quality of life for Slater-Marietta residents?

	1 Star (bad)	2 Star	3 Star	4 Star	5 Star (best)
Traffic	9%	10%	32%	25%	24%
Transportation options	53%	18%	14%	8%	6%
Quality of roads	67%	12%	8%	4%	9%
Safety	22%	20%	31%	13%	13%
Community appearance	27%	30%	25%	10%	9%
Community image / Reputation	38%	22%	24%	7%	10%



**On a scale of one (bad) to five (excellent) how do you rate the following public facilities and services within the Slater-Marietta area?**

	1 Star (bad)	2 Star	3 Star	4 Star	5 Star (excellent)
Police protection	21%	22%	34%	14%	9%
Fire protection	7%	6%	24%	33%	31%
Ambulance service	20%	12%	36%	17%	15%
Health care services	50%	19%	21%	4%	5%
State roads	67%	15%	14%	3%	2%
County roads	60%	21%	12%	3%	3%
Sidewalks	54%	20%	19%	3%	4%
Storm water drainage	27%	17%	38%	12%	6%
Availability of sewer service	27%	15%	37%	12%	8%
Parks and trails	22%	19%	23%	22%	13%

**Q11**

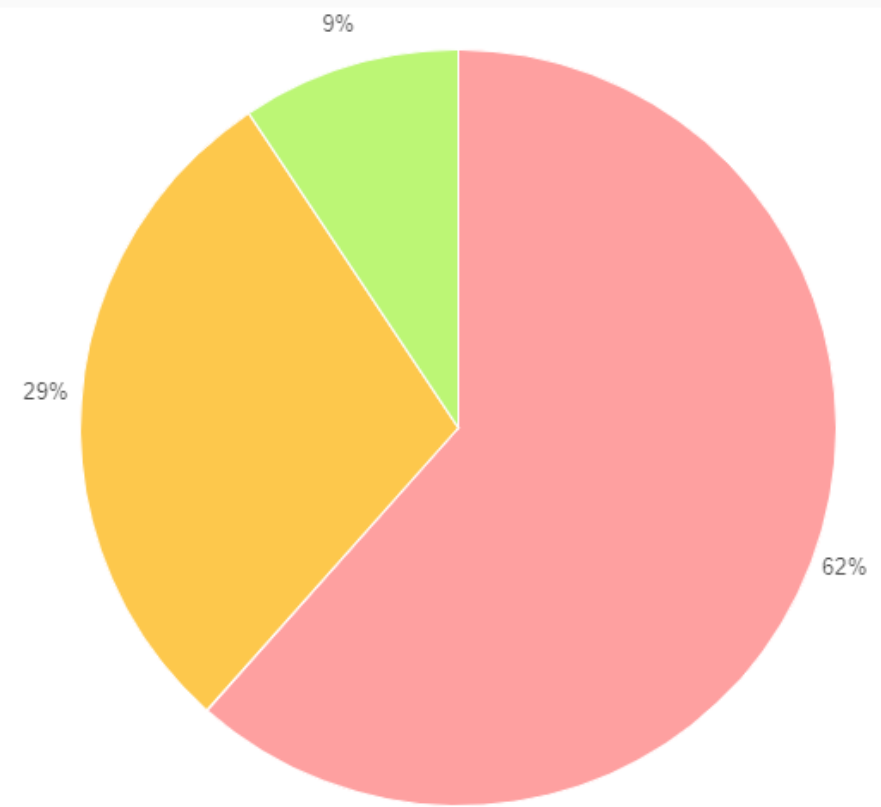


**On a scale of one (bad) to five (excellent) how do you rate the following public facilities and services within the Slater-Marietta area?**

	1 Star (bad)	2 Star	3 Star	4 Star	5 Star (excellent)
Parks and trails	22%	19%	23%	22%	13%
Recreational facilities and programs	27%	26%	28%	13%	6%
Library services	55%	21%	16%	2%	5%
Community meeting spaces	22%	21%	37%	14%	7%
Access to data and technology infrastructure	48%	19%	18%	7%	8%
Youth services	37%	24%	28%	6%	5%
Senior services	29%	25%	31%	7%	8%

Are you interested in participating in a Greenville County Planning effort for this area?

Answer	Count
yes	125
no	59
Other	19



Q13

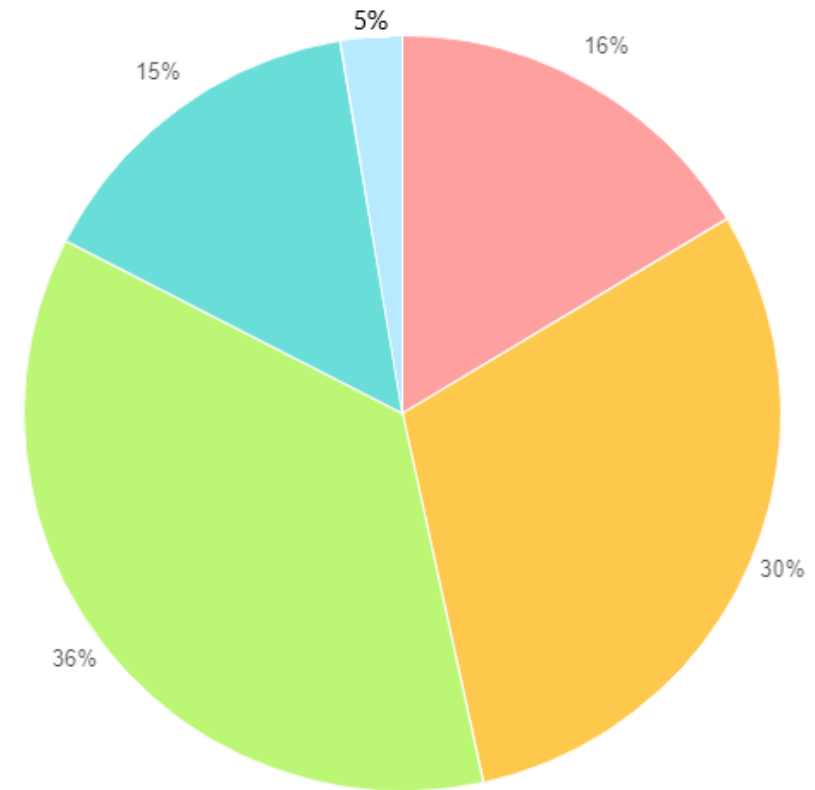
Answered: 203 | Skipped: 1

Q 13



☒ ☒ If so, how would you like to participate?  
☒ ☐

Answer	Count
<span style="color: red;">●</span> I would like to be involved as much as possible	31
<span style="color: orange;">●</span> I can attend some, but perhaps not all, meetings	57
<span style="color: green;">●</span> I would prefer to review planning materials online and respond remotely at my own pace	68
<span style="color: teal;">●</span> I will keep up with status updates, but not participate	28
<span style="color: lightblue;">●</span> Other	5



Answered: 167 | Skipped: 3

Q 14

Q14



### When would you like to begin a planning effort?

#### Answer

#### Count

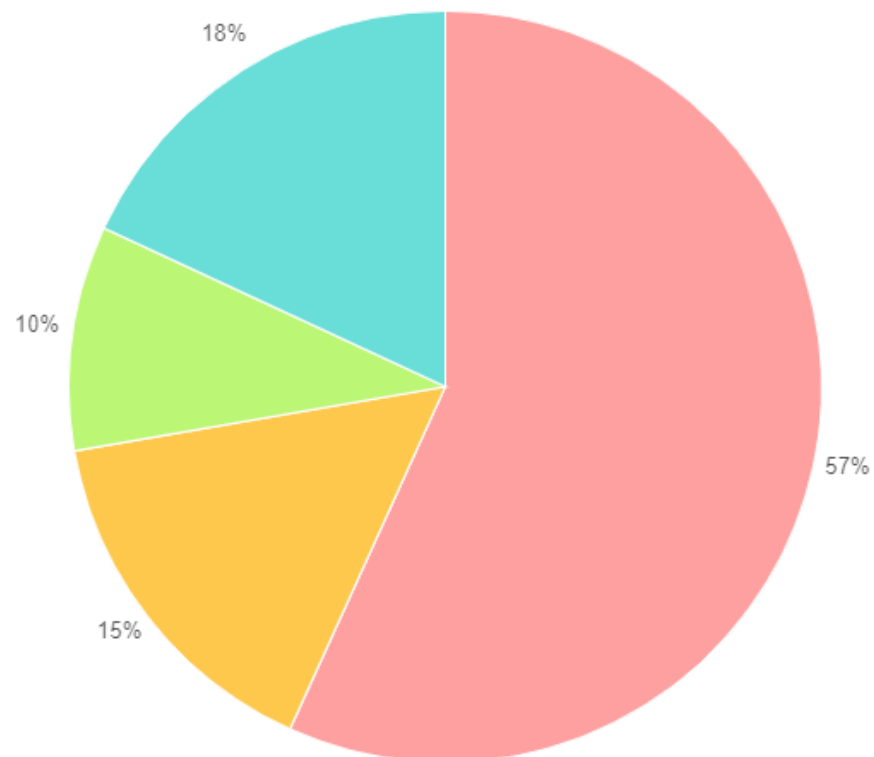
- I'm ready to begin now!
- My schedule is full this summer, fall is better
- Next year, or later
- Other

88

24

15

28



Q15

Answered: 155 | Skipped: 4

Q 15