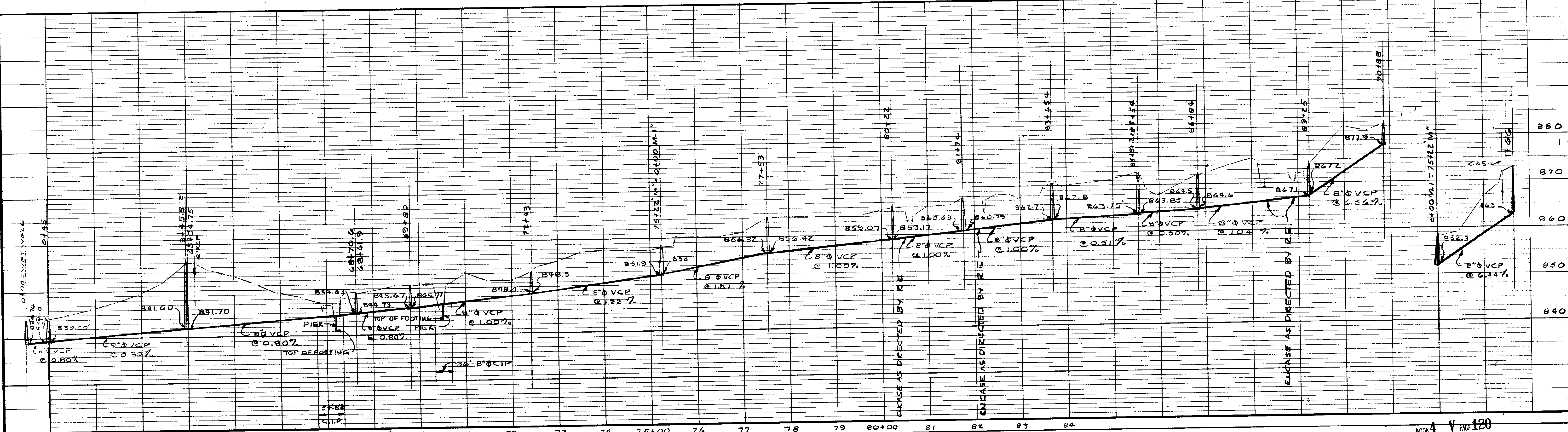


PLAN

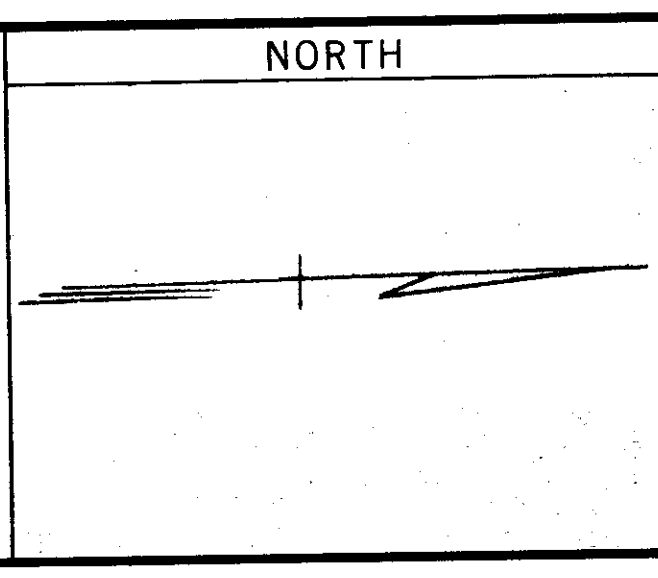
NOTE:
Y-COMNECTION TO BE
LOCATED IN LINE BY
PROPERTY OWNER




PROFILE

BOOK 4 V PAGE 120

REVISIONS		
NO.	DATE	DESCRIPTION
1	1/14/78	REVISED LINE AND ADDED PUMP STATION ADDED DIVISIONS



SCALE
HORIZONTALLY
1" = 100'
VERTICALLY
1" = 10'



PROJ. NO. WS-3-41-011
TOWN OF MAULDIN
GREENVILLE COUNTY, S.C.
MAPLE CREEK BASIN
SANITARY SEWERS
PLAN AND PROFILE
INTERCEPTOR SYSTEM
PIEDMONT
ENGINEERS & ARCHITECTS
420 PARK AVE., GREENVILLE, S.C.

LINES M&M-1	SHEET NO.
	21
DWN R.L.C. CKD P.E.D.	APPD
JOB 20020	DATE 4-24-87