


POPULAR ANNUAL FINANCIAL REPORT for
THE COUNTY of GREENVILLE, SOUTH CAROLINA



Fiscal year ended June 30, 2022



The cornerstone of a \$1 billion development, the County's new **Administration Building** nears completion. The 250,000 square foot public facility is already becoming an iconic symbol of pride in the community. This glass and steel catalyst for economic growth continues to draw praise for its beauty and future purpose.

**Letter to the citizens of the
County of Greenville 4**

**Greenville County
Government..... 6**

About Greenville County..... 8

**Summary of Financial
Information.....10**

Functions of Government..... 12

Letter to the Citizens


Dear Citizens,

At Greenville County we are honored to be “...at your service.” Our mission is to provide quality public service to all citizens of the County. Proper budgeting and financial management allows Greenville County to achieve and exceed this goal while being good stewards of taxpayer dollars.

Greenville County government takes great pride in our transparency and accountability. That is why I am pleased to present the Popular Annual Financial Report (PAFR). The purpose of the PAFR is to share our financial story with citizens in an easy-to-read format.

The County also prepares a Annual Comprehensive Financial Report (ACFR) which provides greater detail of the County’s finances. We invite you to visit our website www.greenvillecounty.org to view the ACFR, Operating and Capital Budget and other financial information provided to citizens of Greenville County.

Greenville County continues to meet the highest standards of financial reporting and I am honored to share this information with you – the citizens we proudly serve.



Sincerely,

A handwritten signature in black ink, appearing to read "Joseph Kernell".

Joseph Kernell
Greenville County Administrator

Interesting Fact:

The County has created The Greenville County Historic and Natural Resources Trust to protect and preserve the natural beauty that makes the Upstate of South Carolina such a desirable location to visit and live.



Campbell's Covered Bridge is the last remaining covered bridge in South Carolina. It was closed to traffic in the 1980s, but today visitors can enjoy this historic site as the perfect spot for a picnic, a short hike, or even just for gorgeous photos.

Greenville County Government

Greenville County provides a full range of government services, including law enforcement, judicial system, health services, social services, emergency medical transport, infrastructure construction and maintenance, animal control, comprehensive planning, and more.

The County is committed to open, accountable government, and provides information at the highest possible level of transparency. The County's award-winning website now features easily accessible, front page "Financial Online Accountability" and "Find Your Representative" tools that enable citizens to find the most up-to-date information on who their elected leaders are and what they are doing.

To further provide citizens with accessible and convenient means of communication, Greenville County provides up-to-date information and opportunity for an open community forum through various social media platforms. Messages shared through County social media platforms are able to reach more than 96,000 community members each day.



@Greenville County, SC



@GvlCounty



@GreenvilleCounty



@GreenvilleCountySC

www.GreenvilleCounty.org

Animal Control
(864) 467-7595

Business Registration
(864) 467-7300

Clerk of Court
(864) 467-8551

Detention Center
(864) 467-2330

Economic Development
(864) 235-2008

EMS
(864) 467-7005

Engineering
(864) 467-7016

Homestead Exemption
(864) 467-7300

Hospitality Tax Payments
(864) 467-7567

Human Relations
(864) 467-7095

Legal Residence Est.
(864) 467-7300

Mobile Home Permits
(864) 467-7300

Parks, Recreation & Tourism
(864) 288-6470

Permits
(864) 467-7060

Planning & Code Enforcement
(864) 467-7090

Probate Court
(864) 467-7170

Procurement
(864) 467-7200

Property Tax Payments
(864) 467-7050

Real Property Values
(864) 467-7300

Redevelopment Authority
(864) 242-9801

Register of Deeds
(864) 467-7240

Sheriff
(864) 467-5100

Recycling
(864) 243-9672

Veteran's Affairs
(864) 467-7230

Voter Registration
(864) 467-7250

Greenville County Council

The 12-member, single district, Greenville County Council is the legislative and policy making body for the government. They appoint the county administrator, who is responsible for executing day-to-day operations.

(864) 467-7115



Greenville County EMS continues to be a national leader in clinical excellence and has been recognized as part of an elite group of agencies that provide exceptional pre-hospital cardiac care.

The annual **Cardiac Survivor Ceremony** is a celebration of life featuring citizen "survivors," and the first-responders who collaborate to provide prompt, professional, life-saving services.



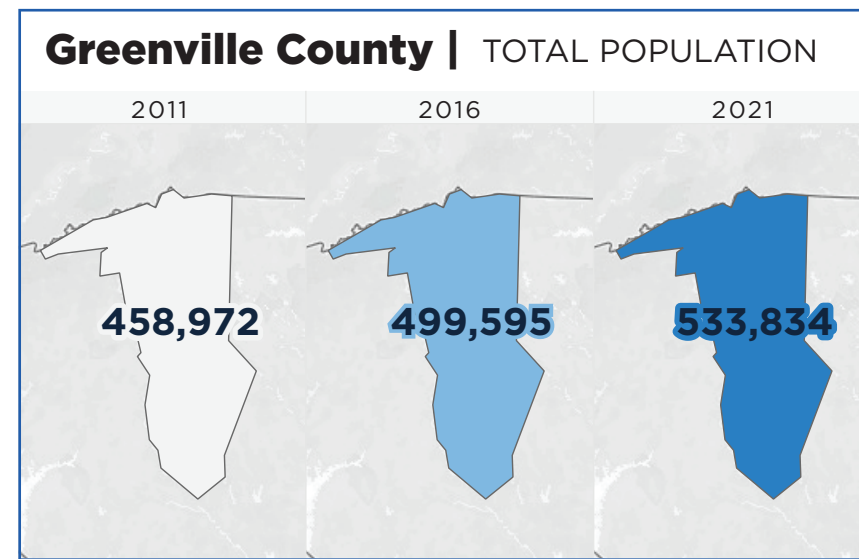
About Greenville County

Framed by the scenic beauty of the rolling foothills of the Blue Ridge Mountains, Greenville County is home to diverse communities rich with character, including the thriving metropolitan area of award-winning downtown Greenville, which ranks as a "Top 10 Best City in the USA." The County has grown more than 19% since 2010 and is now home to 533,834 residents making it the most populated county in South Carolina. The County features a low cost of living, mild climate, outstanding health care options, award winning schools and universities, easy access via land or air, and a diverse population that enjoys an unrivaled quality of life.



Greenville County has announced capital investment of more than \$6.1 billion and 32,000+ new jobs since 2001. Growing existing industries and attracting new business has helped Greenville County flourish, keeping its unemployment rate (3.2) below national averages. Recent investments by forward-thinking companies such as those developing electric vehicles and doing cancer research provide even more economic momentum for the next generation.

Facts and Figures



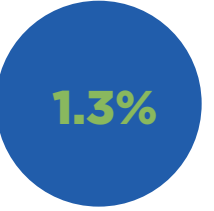
POPULATION GROWTH

| | |
|------|------|
| 2014 | 1.8% |
| 2015 | 2.0% |
| 2016 | 1.7% |
| 2017 | 1.6% |
| 2018 | 1.6% |
| 2019 | 1.8% |
| 2020 | 0.4% |
| 2021 | 1.3% |

2021
Total Population

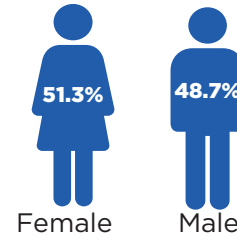


Percent Change




Population estimates for the two most recent years are based on historical data. Other years are revised estimates provided by the U.S Department of Commerce, Bureau of Economic Analysis.

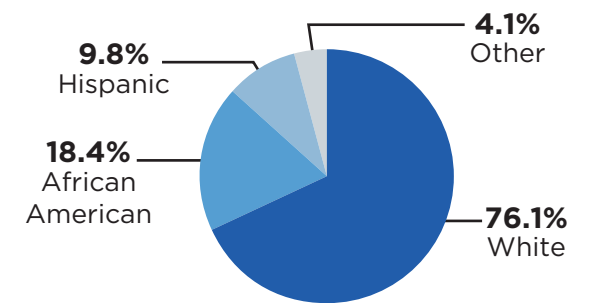
Population by Gender



Education



Population by Race & Origin



38.3 Median Age

39.5% of the population is of prime working age



Per Capita Income
\$55,329
(average per person)



Owner Occupied Housing
64.0%



Persons Per Household
2.45
(average)



Median Gross Rent
\$880

Labor Force

Total Workforce:
261,122

Professional Business Services
20.8%

Trades & Utilities
18.9%

Education & Health Care
12.9%

Government
12.3%

Manufacturing
10.8%

Leisure & Hospitality
9.4%



2022 | Greenville County
Total Households
217,771



2022 | Greenville County
Median Home Value
\$258,786



2022 | Greenville County
Average Home Value
\$315,661

Summary of Financial Information

The County's Annual Comprehensive Financial Report (ACFR) is presented in accordance with generally accepted accounting principles (GAAP). The presentation of this report differs from GAAP because the data presented is only for the primary government which includes all Greenville County governmental functions. The Greenville County Redevelopment Authority and the Greenville County Library System are excluded.

Governmental activities of Greenville County include the general government, public safety, highways and streets, economic development, judicial services, health and welfare, and culture and recreation. Governmental activities generally are financed through taxes and intergovernmental revenues.

Business-type activities include solid waste disposal, storm water quality and control, and the parking facility. These activities are intended to recover all or a significant portion of their costs through user fees and charges.

Balance Sheet

More formally referred to as the Statement of Net Position, the balance sheet reflects Greenville County's strong financial position. The consumption or acquisition of net assets that applies to a future reporting period are called deferred outflows of resources and deferred inflows of resources, respectively.

| ASSETS | Governmental Activities | | Business-type Activities | |
|--|-------------------------|-----------------------|--------------------------|---------------------|
| | 2022 | 2021 | 2022 | 2021 |
| Current and other assests | \$ 324,099,695 | \$ 275,328,732 | \$ 10,155,498 | \$ 8,794,379 |
| Capital assets | 697,434,946 | 629,868,009 | 26,433,383 | 26,649,646 |
| Deferred outflows - unamortized amount on refundings | 4,267,016 | 3,514,187 | - | - |
| Deferred outflows - pensions | 43,946,474 | 58,730,827 | 1,047,066 | 1,351,775 |
| Deferred outflows - OPEB | 22,908,873 | 24,948,717 | - | - |
| Total assets and deferred outflows of resources | 1,092,657,004 | 992,390,472 | 37,635,947 | 36,795,800 |
| LIABILITIES | | | | |
| Long-term liabilities | 501,205,146 | 487,071,862 | 30,696,051 | 33,390,041 |
| Other liabilities | 168,182,470 | 192,746,247 | 1,222,618 | 927,866 |
| Deferred inflows - pensions | 68,419,459 | 2,506,124 | 1,943,142 | 33,822 |
| Deferred inflows - OPEB | 585,298 | 724,655 | - | - |
| Deferred inflows - lease receipts | 105,467 | - | - | - |
| Total liabilities and deferred inflows of resources | 738,497,840 | 683,048,888 | 33,861,811 | 34,351,729 |
| Total net position | \$ 354,159,164 | \$ 309,341,584 | \$ 3,774,136 | \$ 2,444,071 |

Explanations of Major Fluctuations

The increase in net position for the governmental activities is due to the reassessment of property values resulting in an increase of approximately \$25,000,000 in property taxes. The issuance of installment purchase revenue bond anticipation notes which are used to finance the renovation of the Halton Road facilities is also a key factor in this increase. The increase in business-type activities net position is primarily due to a decrease in liner expense in the solid waste division.



The County sponsors and hosts the annual **Clemson University Men of Color Summit**. The three-day event features presentations from internationally recognized leaders providing insight and enlightenment specifically directed towards the more than 2,000 high school and college students in attendance.

The event allows the County to recruit future leaders as we strive for an inclusive community that provides opportunity for all.



Functions of Government

Income Statement

The County's income statement, referred to as the Statement of Activities, reports all financial activity during the fiscal year.

Last Five Fiscal Years

| | 2022 | 2021 | 2020 | 2019 | 2018 |
|--|----------------------|----------------------|----------------------|----------------------|----------------------|
| EXPENSES | | | | | |
| Governmental Activities | | | | | |
| Administrative Services | 43,210,077 | 40,490,550 | 4,840,004 | 3,144,199 | 2,769,996 |
| General Services | 46,040,670 | 121,315,502 | 38,075,145 | 26,192,074 | 25,395,734 |
| Emergency Medical Services | 27,110,083 | 14,122,784 | 17,617,685 | 21,202,957 | 21,556,499 |
| Community Development & Planning | 59,412,279 | 47,243,420 | 47,599,076 | 46,222,508 | 47,365,611 |
| Parks, Recreation & Tourism | 18,134,456 | 17,073,829 | 17,275,931 | 18,704,773 | 17,032,959 |
| Public Safety | 62,061,369 | 56,967,305 | 53,273,936 | 44,499,954 | 42,112,319 |
| Judicial Services | 30,832,415 | 30,490,630 | 28,235,115 | 27,529,074 | 27,619,180 |
| Fiscal Services | 3,536,089 | 3,302,053 | 3,219,279 | 3,185,587 | 3,170,014 |
| Law Enforcement Services | 73,635,146 | 65,933,303 | 62,937,788 | 55,897,120 | 54,201,332 |
| Boards, Commissions & Others | 18,886,383 | 15,529,237 | 15,065,851 | 13,477,838 | 11,032,722 |
| Interest and Fiscal Charges | 7,521,601 | 4,736,517 | 4,782,558 | 3,851,810 | 4,288,178 |
| Total Governmental Activities | 390,380,568 | 417,205,130 | 292,922,368 | 263,907,894 | 256,544,544 |
| Business-Type Activities | | | | | |
| Solid Waste | 11,520,420 | 15,545,530 | 29,988,848 | 10,478,925 | 12,934,646 |
| Stormwater | 6,432,191 | 7,378,141 | 7,137,044 | 8,681,964 | 8,269,682 |
| Parking Garage | 96,162 | 52,243 | 54,388 | 48,866 | 50,229 |
| Total Business-Type Activities | 18,048,773 | 22,975,914 | 37,180,280 | 19,209,755 | 21,254,557 |
| Total Primary Government Expenses | 408,429,341 | 440,181,044 | 330,102,648 | 283,117,649 | 277,799,101 |
| PROGRAM REVENUES | | | | | |
| Governmental Activities | | | | | |
| General Government | 7,573,809 | 7,124,192 | 7,502,468 | 5,471,605 | 5,753,863 |
| Other Activities | 57,587,404 | 60,646,317 | 55,615,356 | 56,074,832 | 52,503,028 |
| Operating Grants & Contributions | 84,436,501 | 110,906,099 | 32,079,298 | 23,604,846 | 25,427,892 |
| Capital Grants & Contributions | 16,346,859 | 13,750,575 | 19,116,600 | 10,903,981 | 11,999,201 |
| Total Govt. Activities Program Revenues | 165,944,573 | 192,427,183 | 114,313,722 | 96,055,264 | 95,683,984 |
| Business-Type Activities | | | | | |
| Solid Waste | 6,826,225 | 7,095,203 | 7,067,907 | 6,900,795 | 6,941,774 |
| Stormwater | 8,185,016 | 8,242,901 | 7,815,509 | 7,850,803 | 7,757,234 |
| Parking Garage | 659 | - | 42,214 | 40,029 | 63,469 |
| Total Business-Type Activities Program Revenues | 15,011,900 | 15,338,104 | 14,925,630 | 14,791,627 | 14,762,477 |
| Total Primary Govt. Program Revenues | 180,956,473 | 207,765,287 | 129,239,352 | 110,846,891 | 110,446,461 |
| NET (EXPENSE)/REVENUE | | | | | |
| Governmental Activities | (224,435,995) | (224,777,947) | (178,608,646) | (167,852,630) | (160,860,560) |
| Business-Type Activities | (3,036,873) | (7,637,810) | (22,254,650) | (4,418,128) | (6,492,080) |
| Total Primary Govt. Net Expenses | (227,472,868) | (232,415,757) | (200,863,296) | (172,270,758) | (167,352,640) |



Animal Care is the state's largest open-admission shelter with care capacity for 400 dogs and cats. The staff is dedicated to promoting the compassionate treatment of animals in our community through adoptions, education, and affordable veterinary care.

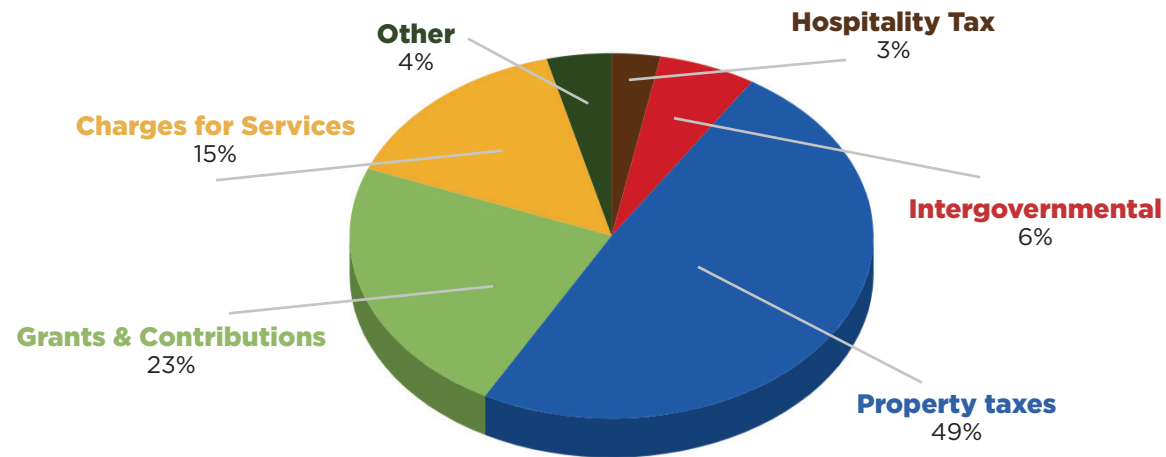
Their annual **Tails & Trails 5K** fundraising event is a popular celebration of Animal Care's commitment to our furry friends.



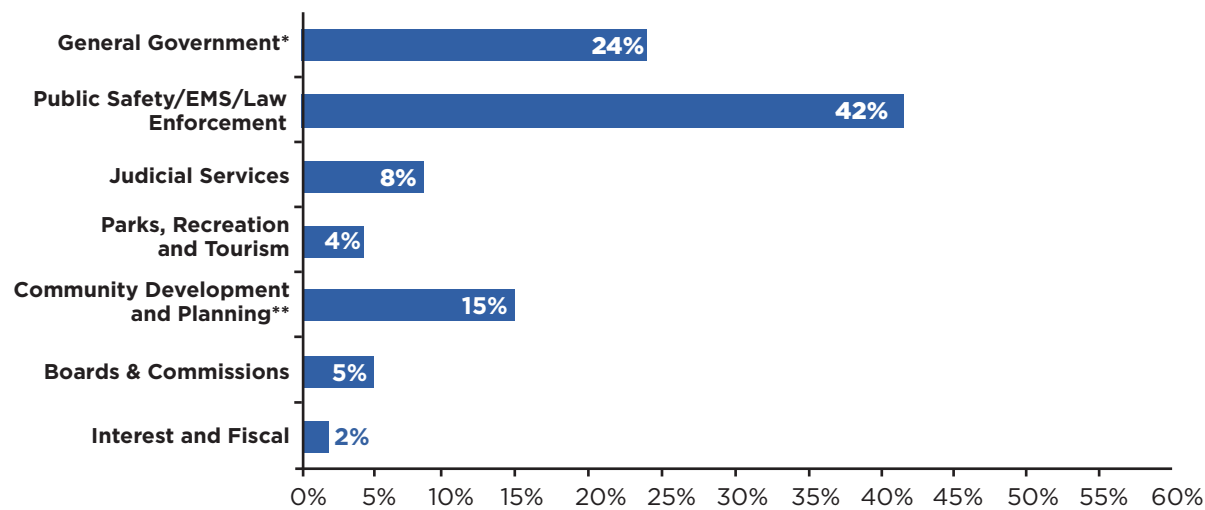
Functions of Government

continued

Revenue Sources – Governmental Activities



Expenses – Governmental Activities



*Includes expenses for additional entities such as Library, Art Museum, Fire Service Areas and expenses related to pandemic relief

**Includes Roads/Bridges, Code Enforcement, Animal Shelter, Solid Waste, and Planning.

AAA Bond Rated

For the twenty-second consecutive year, Greenville County has had its prestigious AAA bond rating reaffirmed by all three ratings agencies. The ratings confirm that the County's bonds are of the highest credit quality, provide financial security and translate into substantial savings for tax payers.

It's a SMASH!

Pickleball is one of the nation's fastest growing sports and Greenville County is leading the way in providing exceptional facilities and events. The twice-a-year Greenville County Smash, one of the Southeast's premier pickleball events, is hosted by County Rec on newly renovated courts with outstanding supporting amenities.



The **Greenville County Detention Center** is dedicated to and does practice humane, safe, legally compliant, secure, and sanitary detention and incarceration. Detention operations is compassionate and cost-effective, and staffed with highly trained professionals committed to community service.





Financial Operations Division

*301 University Ridge, Suite 200
Greenville, South Carolina 29601
Phone: (864) 467-7020*